



30

**BUILT TO LAST:  
30-YEAR  
PRODUCT WARRANTY**



**315 - 325 Wp  
120 MONOCRYSTALLINE HALF-CUT CELLS**

AEG solar modules combine the most advanced technology with high reliability in manufacture to offer you a product meant for high achievements.



**OPTIMIZED DESIGN  
MAXIMUM EFFICIENCY**

The AEG solar module AS-M1202G with half-cut cell technology is designed to minimize cell-to-module power losses, boosting the performances of your installation. It is suitable for a maximum system voltage of 1500 V, thus improving the general BOS.



**DEVELOPED FOR  
HARSHEST ENVIRONMENTS**

AEG glass-glass solar modules are made for challenges and are designed to withstand extreme weather conditions.

## COMPREHENSIVELY CERTIFIED

AEG solar modules and production facilities are compliant with the the latest standards to guarantee safety and reliability. Production facilities are certified according to ISO 9001, ISO 14001 and OHSAS 18001. AEG solar products are certified among others by:



## YOUR ADVANTAGE AT A GLANCE

Premium solar panel with quality components  
High efficiency - up to 325 Wp  
Product compliant with IEC 61215, IEC 61730  
30 years Product warranty  
30 years 2-step Power warranty

[www.aeg-industrialsolar.de](http://www.aeg-industrialsolar.de)



## ELECTRICAL CHARACTERISTICS AT STC<sup>1</sup>

		AS-M1202G-BDD-315	AS-M1202G-BDD-320	AS-M1202G-BDD-325
Nominal Power (P <sub>max</sub> )	[Wp]	315	320	325
Power Sorting <sup>2</sup>	[Wp]	-0 / +5	-0 / +5	-0 / +5
Maximum Power Voltage (V <sub>mp</sub> )	[V]	33.40	33.57	33.75
Maximum Power Current (I <sub>mp</sub> )	[A]	9.44	9.54	9.64
Open Circuit Voltage (V <sub>oc</sub> )	[V]	41.06	41.23	41.40
Short Circuit Current (I <sub>sc</sub> )	[A]	9.84	9.95	10.05
Module Efficiency (η <sub>m</sub> )		18.67%	18.96%	19.26%
Maximum System Voltage	[V]	1500	1500	1500
Series Fuse Maximum Rating	[A]	20	20	20

## MECHANICAL CHARACTERISTICS

Solar cells	120 (6 x 20) monocrystalline silicon, 158.75 x 79.37 mm cells
Front glass	2.0 mm (0.07") high-transparency glass
Back glass	2.0 mm (0.07") high-transparency glass
Encapsulant	EVA (Ethylene-Vinyl Acetate), transparent
Frame	Anodized aluminum alloy, black
Junction box	Split, IP67/IP68 rated, 3 bypass diodes
Cables	UV resistant cable 1000 mm (39.3"), sec.4.0 mm <sup>2</sup>
Connectors	MC4 compatible connectors
Dimensions	1684 mm x 1002 mm x 35 mm (66.2" x 39.4" x 1.37")
Weight	21.9 kg (48.3 lbs)
Maximum load	Wind: 2400 Pa / Snow: 5400 Pa

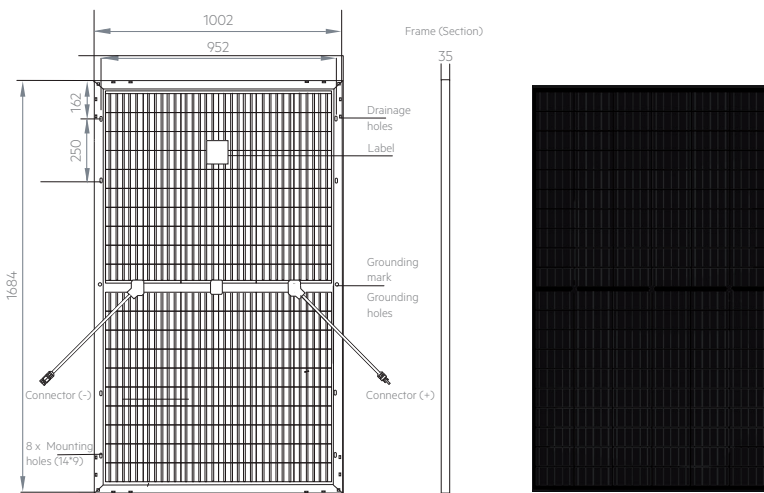
## TEMPERATURE CHARACTERISTICS

NOCT	42°C ± 3°C
P <sub>max</sub> Temp. Coefficient (γ)	-0.365 %/°C
V <sub>oc</sub> Temp. Coefficient (β)	-0.270 %/°C
I <sub>sc</sub> Temp. Coefficient (α)	0.038 %/°C
Operating temperature	-40°C to + 85°C

## PACKING CONFIGURATION

Packing configuration	31 pcs / pallet
Loading capacity	806 pcs / 40 ft HC

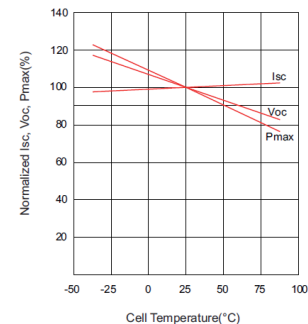
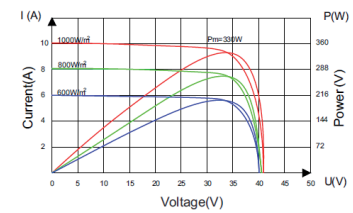
## TECHNICAL DRAWINGS



## WARRANTIES

Product warranty	30 years
Performance warranty	30 years, 2-step <sup>3</sup>

## I-V CURVES / IRRADIANCES



Module dimensions in the technical picture are expressed in mm with tolerance +2 mm (+0.079")

1- Standard Test Conditions (STC) Irradiance 1000 W/m<sup>2</sup>, Air Mass AM = 1.5, Cell Temperature 25°C, Tolerance on P<sub>max</sub> = 3%, Tolerance on V<sub>oc</sub> = 3%, Tolerance on I<sub>sc</sub> = 4%

2- AEG photovoltaic modules are classified according to a principle of positive power tolerance: the Power Output measured at STC of the delivered modules exceeds their assigned Nameplate Nominal Power at STC within a power tolerance range between -0 Wp and +5 Wp.

3- Limited power warranty covering the first 15 years at 90% outputs and complexive 30 years at 80% output. Full text of the Warranty Terms available at: [www.aeg-industrialsolar.de](http://www.aeg-industrialsolar.de)

© Solar Solutions GmbH. Specifications in this datasheet are subject to change without notice. Code: AS-M1202G-BDD-M6N1-S88 315-325 version 2020.01V2.EN-VDH

AEG is a registered trademark used under license from AB Electroflux (publ).